



ABN 41 004 669 658

G1 49 Melville Parade
South Perth WA 6151, Australia

PO Box 307
West Perth WA 6872, Australia

T 61 8 9474 2113
F 61 8 9367 9386

E info@randmining.com.au
W randmining.com.au

July 24, 2013

The Listing Manager
Australian Securities Exchange
Level 4
20 Bridge Street
SYDNEY NSW 2000

Quarterly Report for June 2013

Highlights

- During the quarter, 108,329 tonnes of EKJV ore were processed at the Kanowna Plant.
- 19,133.040 oz of gold and 2,787.734 oz of silver were credited to Rand and Tribune Bullion Accounts.
(Rand's share is 25%)
- At the end of the quarter

approximately 13,200 tonnes of Raleigh ore at an estimated grade of 14.6 g/t remain as a Bed Blend Stockpile on the ROM pad at the Raleigh Mine
(Rand's entitlement is 12.5%)

approximately 8,800 tonnes of Rubicon ore at an estimated grade of 7.2 g/t remain as a Bed Blend Stockpile on the ROM pad at the Rubicon Mine
(Rand's entitlement is 12.25%)

approximately 10,100 tonnes of Rubicon ore at an estimated grade of 10.6 g/t remain as a Bed Blend Stockpile on the ROM pad at the Kanowna Belle Plant.
(Rand's entitlement is 12.25%)

GEOLOGY AND MINING

EAST KUNDANA JOINT VENTURE

Raleigh Underground Mine Production

Stope production from the 5847, 5830, 5812, 5795, 5778, 5761, 5744, 5722, 5705, 5688, 5671, 5654 and 5631 levels continued during the quarter.

Contained gold in stope development and stope ore mined during the quarter, estimated by grade control face chip sampling, is tabulated below:

RALEIGH UNDERGROUND GRADE CONTROL ESTIMATES			
Month	Tonnes	Grade	Ounces
	t	g/t	troy oz
April	12,614	15.35	6,226
May	14,892	12.24	5,860
June	13,048	14.65	6,146
June 13 Q	40,554	14.0	18,232
March 13 Q	35,462	16.9	19,313

Rand's Entitlements (12.5%)

June 13 Q	5,069	14.0	2,279
March 13 Q	4,433	16.9	2,414

Approximately 13,200 tonnes remain as a Bed Blend Stockpile on the ROM pad at the Raleigh Mine and will be hauled in early July.

Raleigh Underground Mine Development


At the end of the quarter, the bottom of the Raleigh Decline is at 5618 m RL, 727 m from the surface.

Development has finished.

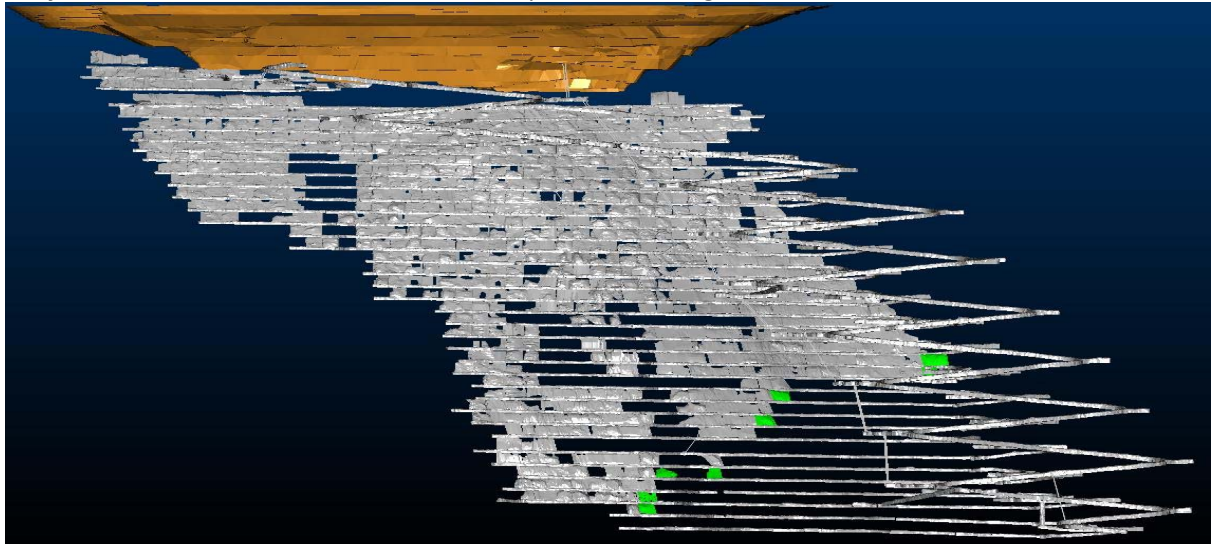
RALEIGH UNDERGROUND DEVELOPMENT					
Month	Capital		Operating		
	Decline (m)	Secondary (m)	Waste (m)	Ore (m)	Paste Fill (m)
April	0.0	0.0	0.0	0.0	40.0
May	0.0	0.0	0.0	0.0	25.0
June	0.0	0.0	0.0	0.0	25.0
June 13 Q	0.0	0.0	0.0	0.0	90.0
March 13 Q	0.0	0.0	0.0	0.0	75.0

The diagrams below show the status of the mine at the end of each month of the quarter.


April 13 Green indicates new development at Raleigh



May 13 Green indicates new development at Raleigh



June 13 Green indicates new development at Raleigh



Mine operating costs incurred during the June 2013 Quarter were \$173 per tonne mined or \$384 per ounce mined compared with the March 2013 Quarter costs of \$243 and \$446 respectively.

Rubicon Underground Mine Production

During the quarter development of the Rubicon ore body has recommenced on the 6075 level. Development of the Hornet ore body progressed on the 6245, 6225, 6065, 6045, 6025, 6005 and 5985 levels. Stope production from the Rubicon 6155, 6135, 6115 and 6095 levels and Hornet 6185, 6165, 6145, 6125, 6105 and 6085 levels continued during the quarter.

Contained gold in stope development mined during the quarter, estimated by grade control face chip sampling, is tabulated below:

RUBICON UNDERGROUND GRADE CONTROL ESTIMATES			
Month	Tonnes	Grade	Ounces
	t	g/t	troy oz
April	26,769	9.67	8,319
May	25,547	11.61	9,537
June	18,460	9.09	5,392
June 13 Q	70,776	10.2	23,247
March 13 Q	63,783	10.7	21,974

Rand's Entitlements (12.25%)

June 13 Q	8,670	10.2	2,848
March 13 Q	7,813	10.7	2,692

Approximately 8,800 tonnes remain as a Bed Blend Stockpile on the ROM pad at the Rubicon Mine and will be hauled in early July.

Rubicon Underground Mine Development

At the end of the quarter, the bottom of the Rubicon Decline is at 6067 m RL, 276 m from the surface, the bottom of the Hornet Decline is at 5955 m RL, 388 m from the surface and the top of the Hornet Incline is at 6244 m RL, 99 m from the surface.

RUBICON UNDERGROUND DEVELOPMENT					
Month	Capital		Operating		
	Decline (m)	Secondary (m)	Waste (m)	Ore (m)	Paste Fill (m)
April	45.2	71.4	0.0	227.2	10.0
May	60.6	94.6	6.9	202.3	30.0
June	66.1	43.6	6.3	191.3	25.0
June 13 Q	171.9	209.6	13.2	620.8	65.0
March 13 Q	275.8	221.6	43.4	729.9	55.0

The diagrams below show the status of the mine at the end of each month of the quarter.

April 13 Green indicates new development at Rubicon and Hornet



May 13 Green indicates new development at Rubicon and Hornet



June 13 Green indicates new development at Rubicon and Hornet



Mine operating costs incurred during the June 2013 Quarter were \$140 per tonne mined or \$426 per ounce mined compared with the March 2013 Quarter costs of \$150 and \$435 respectively.

Toll Processing

During the quarter, no EKJV ore was hauled to or processed at the Greenfields Plant. No EKJV ore remains on the ROM pad at the Greenfields Plant. The difference of the Gold in Circuit at the start and end of Campaign 25 has been agreed and credited to Rand and Tribune Bullion Accounts.

Bullion accredited to RAND and TRIBUNE			
Quarter	Gold (oz)	Silver (oz)	Rand's share gold
June 13	1,897.136	0.000	474.284
March 13	3,682.258	628.492	920.564

During the quarter, 40,200 tonnes (wet) of Raleigh ore and 75,700 tonnes (wet) of Rubicon ore were hauled to the Kanowna Belle Plant. During the quarter, 108,329 tonnes of EKJV ore were processed.

Bullion accredited to RAND and TRIBUNE from Kanowna Belle			
Quarter	Gold (oz)	Silver (oz)	Rand's share gold
June 13	17,235.904	2,787.734	4,308.976
March 13	17,686.104	3,431.461	4,421.526

EKJV Exploration

The Quarterly Report of the EKJV exploration activities is expected shortly and will be released to the ASX when received.

OTHER EXPLORATION

Wongan Hills (Rand's Interest 100%)

A drilling programme to test previously reported anomalies has been planned and will start when a drill rig is available.

Seven Mile Hill Joint Venture (Rand's Interest 50%)

Discussions to farm out the Seven Mile Hill tenements are continuing.

Tapeta Iron Ore Project, Liberia, West Africa

Drilling is continuing.

Results will be announced when assays become available.

Appendix 5B

Mining exploration entity quarterly report

Introduced 1/7/96. Origin: Appendix 8. Amended 1/7/97, 1/7/98, 30/9/2001, 01/06/10.

Name of entity

Rand Mining Ltd

ABN

41 004 669 658

Quarter ended ("current quarter")

30 June 2013

Consolidated statement of cash flows

	Current quarter \$A'000	Year to date (12 months) \$A'000
Cash flows related to operating activities		
1.1 Receipts from product sales and related debtors	5,017	26,854
1.2 Payments for (a) exploration & evaluation	(568)	(2,003)
(b) development	(453)	(2,931)
(c) production	(1,892)	(9,321)
(d) administration	(1,481)	(4,863)
1.3 Dividends received	-	-
1.4 Interest and other items of a similar nature received	11	67
1.5 Interest and other costs of finance paid	(50)	(288)
1.6 Income taxes paid	(711)	(3,161)
1.7 Other (provide details if material)	-	-
Net Operating Cash Flows	(127)	4,354
Cash flows related to investing activities		
1.8 Payment for purchases of: (a) prospects	-	-
(b) equity investments	(240)	(742)
(c) other fixed assets	-	-
1.9 Proceeds from sale of: (a) prospects	-	-
(b) equity investments	-	-
(c) other fixed assets	9	9
1.10 Loans to other entities	-	-
1.11 Loans repaid to other entities	-	-
1.12 Loans from other entities	-	-
Net investing cash flows	(231)	(733)
1.13 Total operating and investing cash flows (carried forward)	(358)	3,621

+ See chapter 19 for defined terms.

Appendix 5B
Mining exploration entity quarterly report

1.13	Total operating and investing cash flows (brought forward)	(358)	3,621
	Cash flows related to financing activities		
1.14	Proceeds from issues of shares, options, etc.	-	-
1.15	Proceeds from sale of forfeited shares	-	-
1.16	Proceeds from borrowings	-	-
1.17	Repayment of borrowings	(875)	(3,250)
1.18	Dividends paid	-	-
1.19	Other (provide details if material)	-	-
	Net financing cash flows	(875)	(3,250)
	Net increase (decrease) in cash held	(1,233)	371
1.20	Cash at beginning of quarter/year to date	3,289	1,685
1.21	Exchange rate adjustments to item 1.20	-	-
1.22	Cash at end of quarter	2,056	2,056

Payments to directors of the entity and associates of the directors

Payments to related entities of the entity and associates of the related entities

		Current quarter \$A'000
1.23	Aggregate amount of payments to the parties included in item 1.2	(35)
1.24	Aggregate amount of loans to the parties included in item 1.10	-

1.25 Explanation necessary for an understanding of the transactions

Directors fees and superannuation (included in administration 1.2(d)) (29)
 Royalty payment (included in production 1.2(c)) (6)

Non-cash financing and investing activities

2.1 Details of financing and investing transactions which have had a material effect on consolidated assets and liabilities but did not involve cash flows

Not applicable

2.2 Details of outlays made by other entities to establish or increase their share in projects in which the reporting entity has an interest

Not applicable

+ See chapter 19 for defined terms.

Financing facilities available

Add notes as necessary for an understanding of the position.

	Amount available \$A'000	Amount used \$A'000
3.1 Loan facilities	-	5,000
3.2 Credit standby arrangements	-	-

Estimated cash outflows for next quarter

	\$A'000
4.1 Exploration and evaluation	500
4.2 Development	600
4.3 Production	500
4.4 Administration	500
Total	2,100

Reconciliation of cash

Reconciliation of cash at the end of the quarter (as shown in the consolidated statement of cash flows) to the related items in the accounts is as follows.

	Current quarter \$A'000	Previous quarter \$A'000
5.1 Cash on hand and at bank	1,871	3,104
5.2 Deposits at call	185	185
5.3 Bank overdraft	-	-
5.4 Other (provide details)	-	-
Total: cash at end of quarter (item 1.22)	2,056	3,289

Changes in interests in mining tenements

	Tenement reference	Nature of interest (note (2))	Interest at beginning of quarter	Interest at end of quarter
6.1		Interests in mining tenements relinquished, reduced or lapsed		

+ See chapter 19 for defined terms.

Appendix 5B Mining exploration entity quarterly report

6.2 Interests in mining tenements acquired or increased

--	--	--	--

Issued and quoted securities at end of current quarter

Description includes rate of interest and any redemption or conversion rights together with prices and dates.

	Total number	Number quoted	Issue price per security (see note 3) (cents)	Amount paid up per security (see note 3) (cents)
7.1 Preference securities <i>(description)</i>				
7.2 Changes during quarter (a) Increases through issues (b) Decreases through returns of capital, buy-backs, redemptions				
7.3 *Ordinary securities	60,841,209	60,841,209		
7.4 Changes during quarter (a) Increases through issues (b) Decreases through returns of capital, buy-backs				
7.5 *Convertible debt securities <i>(description)</i>				
7.6 Changes during quarter (a) Increases through issues (b) Decreases through securities matured, converted				
7.7 Options <i>(description and conversion factor)</i>				
7.8 Issued during quarter				
7.9 Exercised during quarter				

+ See chapter 19 for defined terms.

7.10	Expired during quarter				
7.11	Debentures <i>(totals only)</i>				
7.12	Unsecured notes <i>(totals only)</i>				

Compliance statement

- 1 This statement has been prepared under accounting policies which comply with accounting standards as defined in the Corporations Act or other standards acceptable to ASX (see note 4).
- 2 This statement does give a true and fair view of the matters disclosed.



Sign here: Date: 24 July 2013
(Director/Company secretary)

Print name: Anthony Billis

Notes

- 1 The quarterly report provides a basis for informing the market how the entity's activities have been financed for the past quarter and the effect on its cash position. An entity wanting to disclose additional information is encouraged to do so, in a note or notes attached to this report.
- 2 The "Nature of interest" (items 6.1 and 6.2) includes options in respect of interests in mining tenements acquired, exercised or lapsed during the reporting period. If the entity is involved in a joint venture agreement and there are conditions precedent which will change its percentage interest in a mining tenement, it should disclose the change of percentage interest and conditions precedent in the list required for items 6.1 and 6.2.
- 3 **Issued and quoted securities** The issue price and amount paid up is not required in items 7.1 and 7.3 for fully paid securities.
- 4 The definitions in, and provisions of, *AASB 1022: Accounting for Extractive Industries* and *AASB 1026: Statement of Cash Flows* apply to this report.
- 5 **Accounting Standards** ASX will accept, for example, the use of International Accounting Standards for foreign entities. If the standards used do not address a topic, the Australian standard on that topic (if any) must be complied with.

== == == == ==

+ See chapter 19 for defined terms.